

**How to add Random Question in quiz
on slate?**

STEP#1

Click on “Google Icon” to login the slate.

Hi, Welcome to SLATE

Enter your details to log in your account

Username

Password



[Forgot your password?](#)

Log in

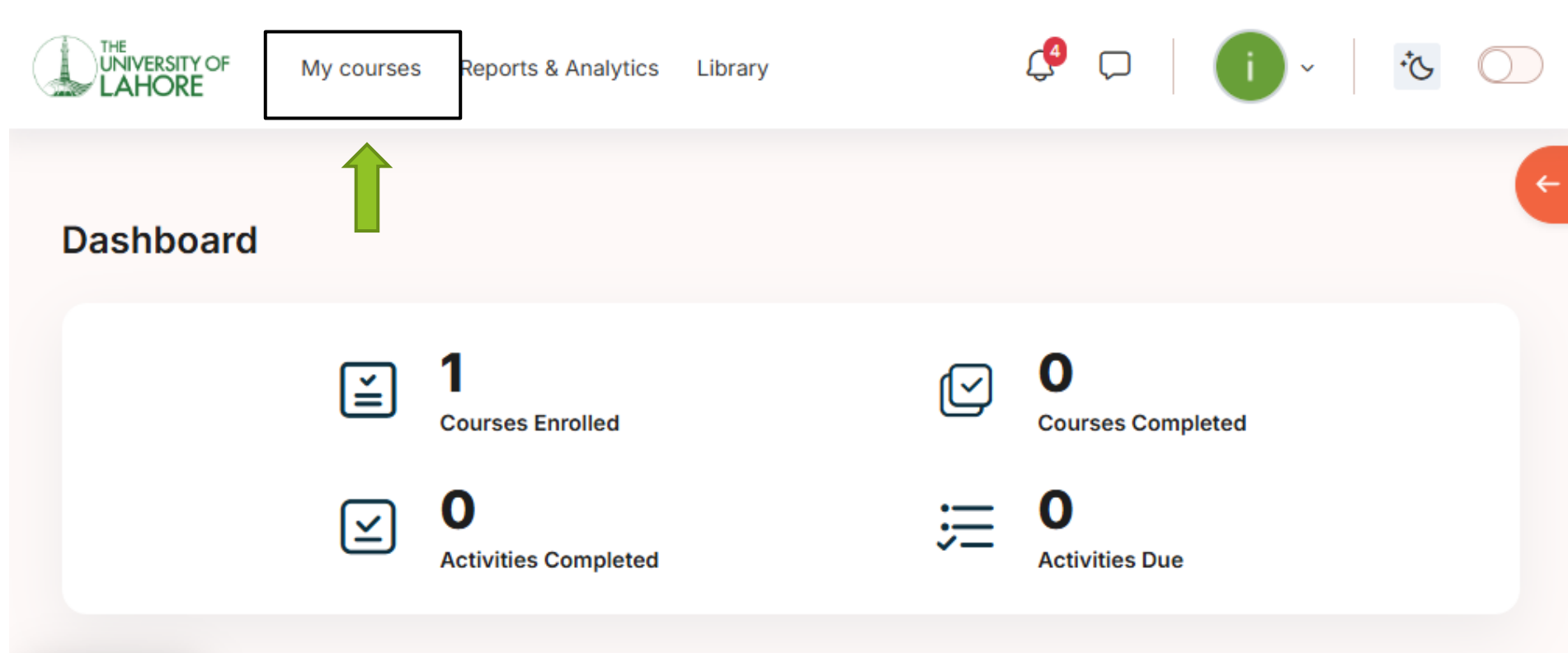
Or login using your account



[Cookies notice](#)

STEP#2

Click on “My Courses”.



The screenshot shows the user interface of The University of Lahore's Learning Management System (LMS). At the top left is the university's logo. The navigation bar includes links for "My courses", "Reports & Analytics", and "Library". On the right side of the navigation bar are icons for notifications (with a red badge showing '4'), a chat bubble, a user profile (green circle with 'i'), a settings gear, and a toggle switch. Below the navigation bar is a "Dashboard" section. A green arrow points from the "Dashboard" label to the "My courses" link. The dashboard contains four statistics cards: "1 Courses Enrolled", "0 Courses Completed", "0 Activities Completed", and "0 Activities Due". Each card features a small icon representing the activity.

THE UNIVERSITY OF LAHORE

My courses Reports & Analytics Library

Dashboard

1 Courses Enrolled

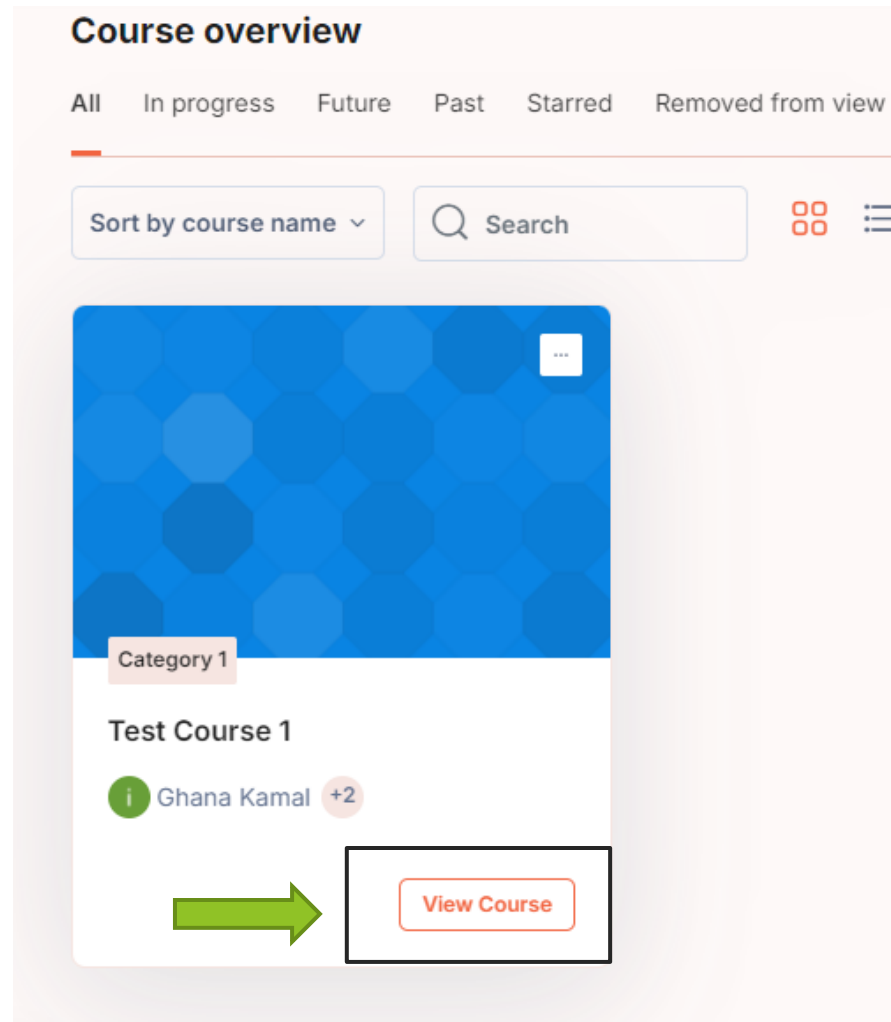
0 Courses Completed

0 Activities Completed

0 Activities Due

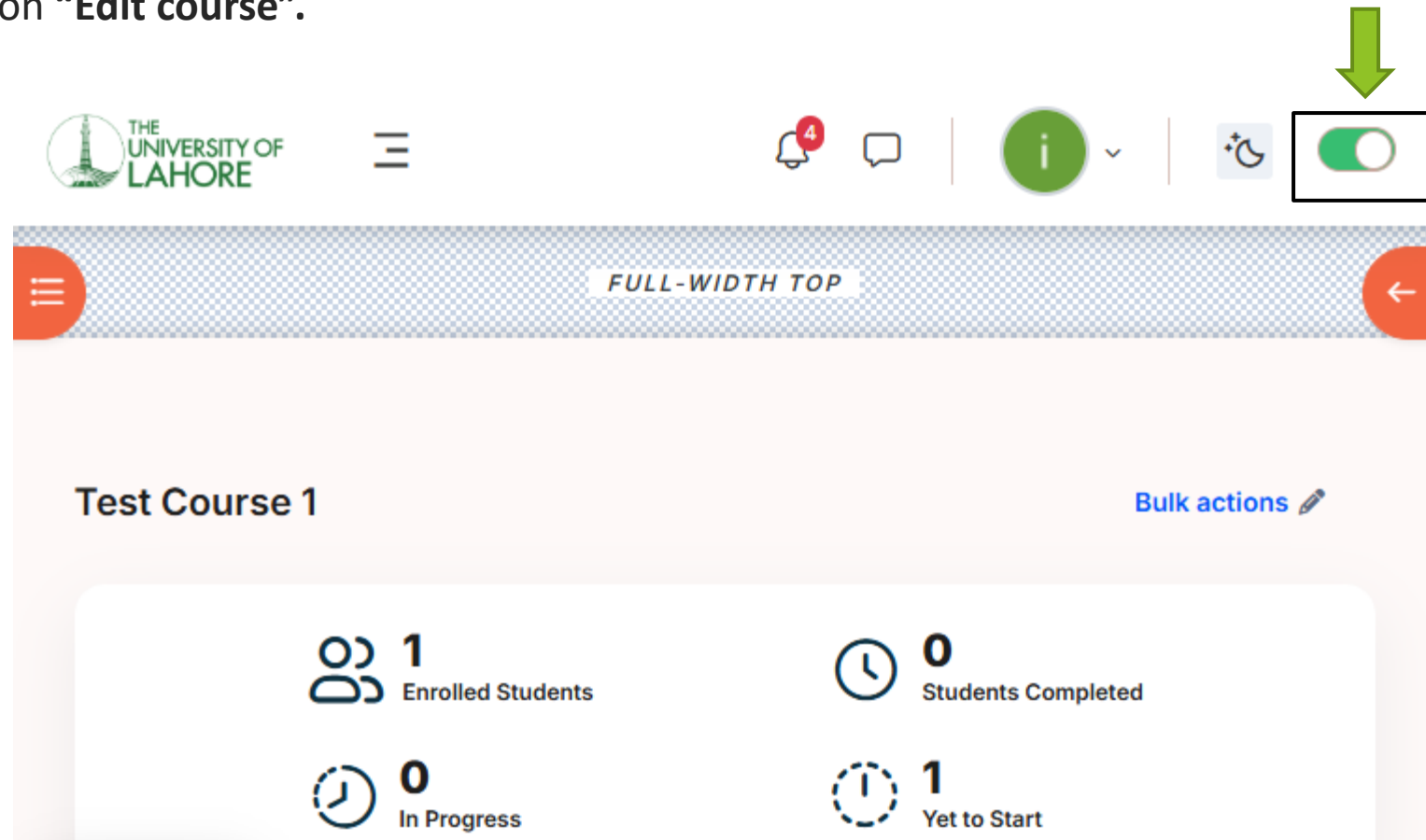
STEP#3

Click on “View Course”.




STEP#4

Click on “Edit course”.




STEP#5


Now click on “Add an activity or resource” to create quiz.

12 November - 18 November  Current week


+ Add an activity or resource



19 November - 25 November 

+ Add an activity or resource

26 November - 2 December 

+ Add an activity or resource

3 December - 9 December 

+  gg 

+ Add an activity or resource

STEP#6

Select the “Quiz” option.

Add an activity or resource


×


Search


All


Activities


Resources


Assignment
☆ ⓘ


Book
☆ ⓘ


Choice
☆ ⓘ


Database
☆ ⓘ


Feedback
☆ ⓘ


File
☆ ⓘ


Folder
☆ ⓘ


Forum
☆ ⓘ


Glossary
☆ ⓘ


H5P
☆ ⓘ


IMS content package
☆ ⓘ


Interactive Content
☆ ⓘ


Lesson
☆ ⓘ


Page
☆ ⓘ


Quiz
☆ ⓘ


SCORM package
☆ ⓘ

Text and media area
☆ ⓘ

URL
☆ ⓘ

Wiki
☆ ⓘ

Workshop
☆ ⓘ



STEP#7

Add the “quiz name”, then set “quiz timings” and “layout” and then click on “save and display”.



Test Course 1

Course Settings Participants Grades Reports

New Quiz
























































Expand all


General


Name  Quiz (29.10.2024) 

Description



Edit View Insert Format Tools Table Help


                                                      


0 words 


☐ Display description on course page 

Timing

Open the quiz  ☒ Enable 29 October 2024 09 35 



Close the quiz ☒ Enable 29 October 2024 09 35 


Time limit  1 hours ☒ Enable

When time expires  Open attempts are submitted automatically

Grade

Layout

New page  Every 2 questions 




Save and return to course Save and display Cancel

STEP#8

Your quiz is created. Now click on “Add question”.

Test Course 1 / quiz(12.11.2024)

 QUIZ
quiz(12.11.2024)

Quiz Settings Questions Results Question bank ...


BOX CONTENT TOP

Opened: Tuesday, 12 November 2024, 10:26 AM
Closes: Friday, 15 November 2024, 10:26 AM

Add question

Attempts allowed: 1

Time limit: 1 hour



STEP#9

Click on “**Add**” and select “**a random question**” option.

Questions

Questions: 0 | Quiz open (closes 31/10/24, 09:35)

Repaginate

Select multiple items

Maximum grade 10.00

Save

Total of marks: 0.00



☐ Shuffle ⓘ

Add ▾

< Previous Activity

Jump to... ▾



+ a new question

+ from question bank

+ a random question

STEP#10

First select the category (**Default for Test course 1(78)**) and then click on “**apply filter.**”

Add a random question at the end ×

Existing category New category

Match Category

☐ Also show question

+ Add condition

Top for quiz(12.11.2024)

Default for quiz(12.11.2024)

Top for Test Course 1

Default for Test Course 1 (78)

Clear filters

Apply filters

1 WHEN THE CONST

1. 'Platform' is to tra as 'footpath' is to:

1. What percentage of 300 is 75? 1. What percentage of 300 is 75?

10. Although the message was meant to be _____, I don't mind if you tell it ... 10. Althou...

11. They have no one to blame for the trouble _____ themselves. 11. They have no one to ...

12. The road is _____, so cars that drive it are constantly turning and ... 12. The road is ____

13. New lightweight materials have replaced traditional ones _____ certain ... 13. New lig...

14. When the sun goes down, the sky gets : 14. When the sun goes down, the sky gets :

15. The book's _____ was shocking since I never thought the book would end ... 15. The...

17 What time does Yoshi arrive at the store? 17 What time does Yoshi arrive at the store?

STEP#11

Then scroll down and select **“the number of random”** question and then click on **“Add random question”**.

☰	8. Which word is an antonym for "Great"? 8. Which word is an antonym for "Great"?	🔍
☰	9. Which word is an antonym for "Miserable"? 9. Which word is an antonym for "Misera..."	🔍
☰	PASSAGE: Yoshi is hungry. Yoshi wants to eat. Yoshi walks to the store. Yoshi... PASSA...	🔍
••	1 Test	🔍

Number of random questions

20 ▾

Add random question

Cancel

