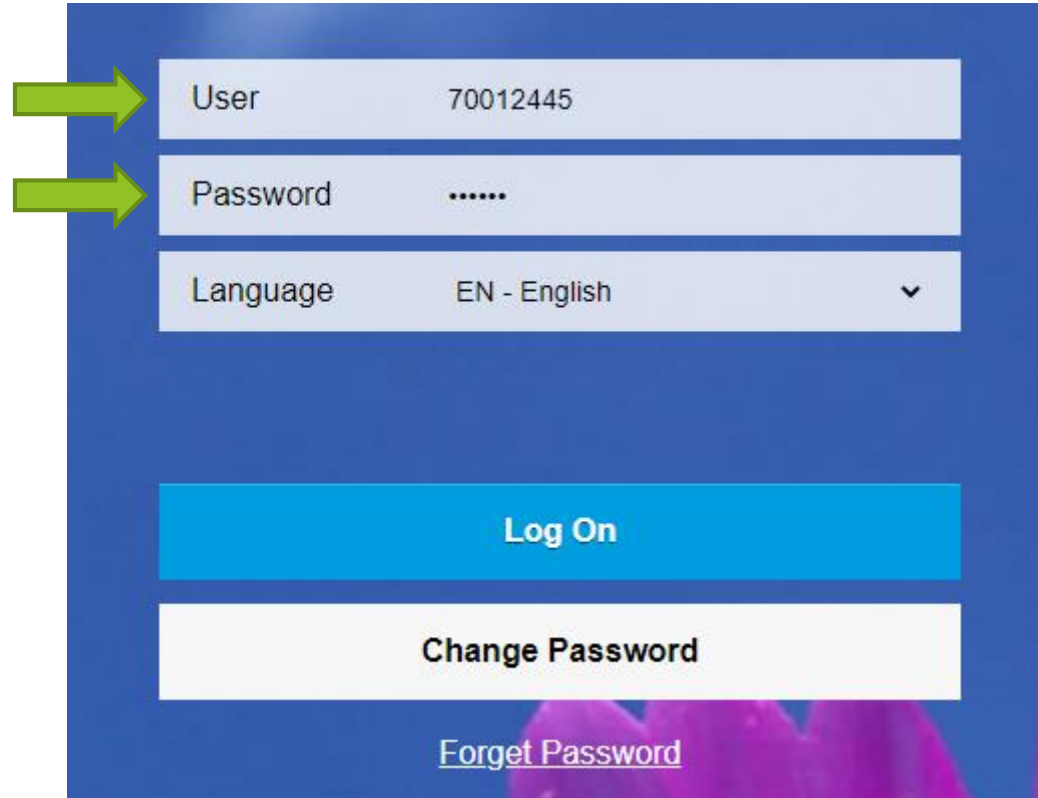




**THE
UNIVERSITY OF
LAHORE**

Manual of Subject Withdrawal Process For Students

Go to hub.uol.edu.pk & login with your ID



User 70012445

Password

Language EN - English ▼

Log On

Change Password


[Forget Password](#)

After logging on, you'll get the following page.

[Results](#) [Student Academic](#) [Student Administration](#) [Student Financials](#) [LMS](#)

My Results


My Results

 ...

Student Academic

Register New Courses


Fall Semester 2022

 ...

Registration Period ...


Registered Courses

Fall Semester 2022

 2


Courses

My Timetable

 0


Events Today

Course Withdraw

 ...

Survey Form

Course/ Teacher Ev...

 ...

Maintain your updated mobile number in Profile as a message along with code will be sent to your number to confirm the withdrawal.

Click on My Personal Details tile to update your mobile number.

Student Academic

Register New
Courses
Fall Semester 2022



Registration Period ...

Registered Courses
Fall Semester 2022



Courses

My Timetable



Events Today

Course Withdraw



Survey Form
Course/ Teacher Ev...



Student Administration

Attendance Report
Students



My Personal Details




Interim Transcript
Interim Transcript



Admit Card App



Click on Edit Header and the a new tab will appear



Known As:

Department: Department of Chemistry

↓

Edit Header

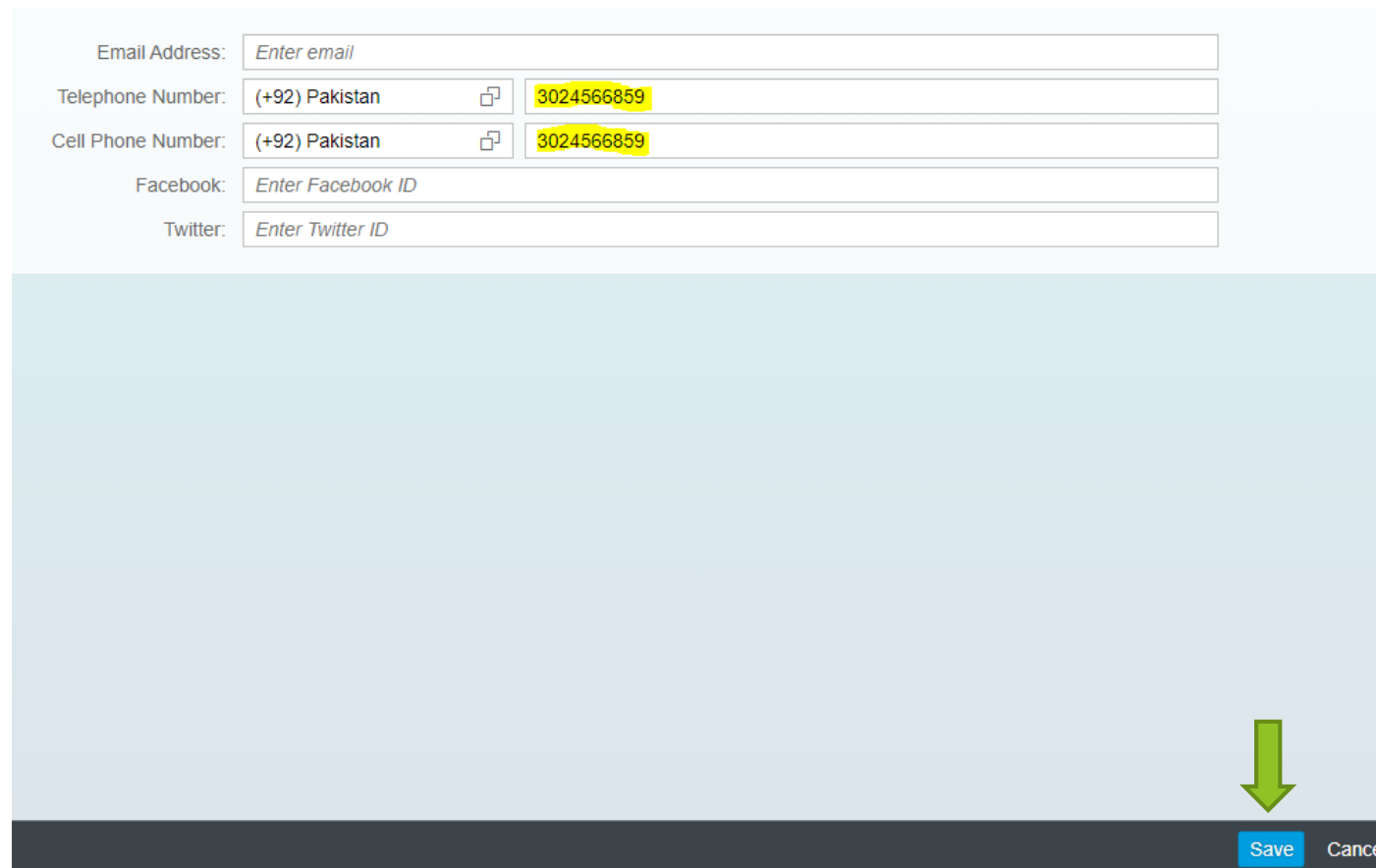
New Edit

ADDRESSES PERSONAL DETAILS

Standard Address

post office minchanabad habibka
750125 bahawalnagar
Pakistan
Validity: 24.02.2021 - 31.12.9999

Enter the Telephone and Cell Phone number for withdrawal alert code and click on save option. The number must be saved in format as shown below.



Email Address:

Telephone Number:

Cell Phone Number:






Facebook:


Twitter:

Once you have updated your number, you may withdraw your courses.

Click on Course Withdraw tile.

Student Academic

<p>Register New Courses Fall Semester 2022</p> <p> ...</p> <p>Registration Period ...</p>	<p>Registered Courses Fall Semester 2022</p> <p> 2</p> <p>Courses</p>	<p>My Timetable</p> <p> 0</p> <p>Events Today</p>	<p>Course Withdraw</p> <p> ...</p>	<p>Survey Form Course/ Teacher Ev...</p> <p> ...</p>
--	--	--	---	---



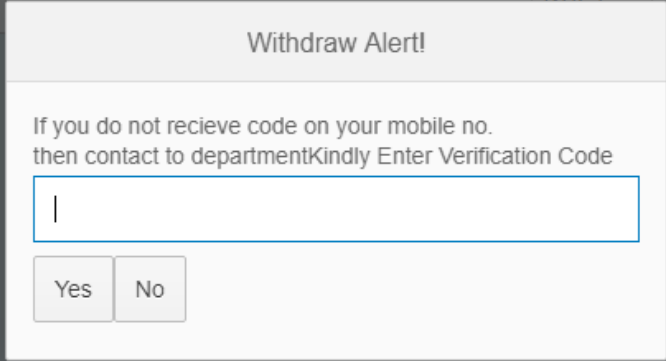
Select the course you want to withdraw.

Course Withdraw

Course ID	Course Title	Withdraw
50012757	Accounting II	Withdraw
50013635	Business English II	Withdraw
50075029	Business Statistics	Withdraw
50075057	Psychology	Withdraw



When you click on the withdraw option then this alert message will appear and a code will be send to your mobile number which you have updated in your profile.



Withdraw

Withdraw

Withdraw

Withdraw

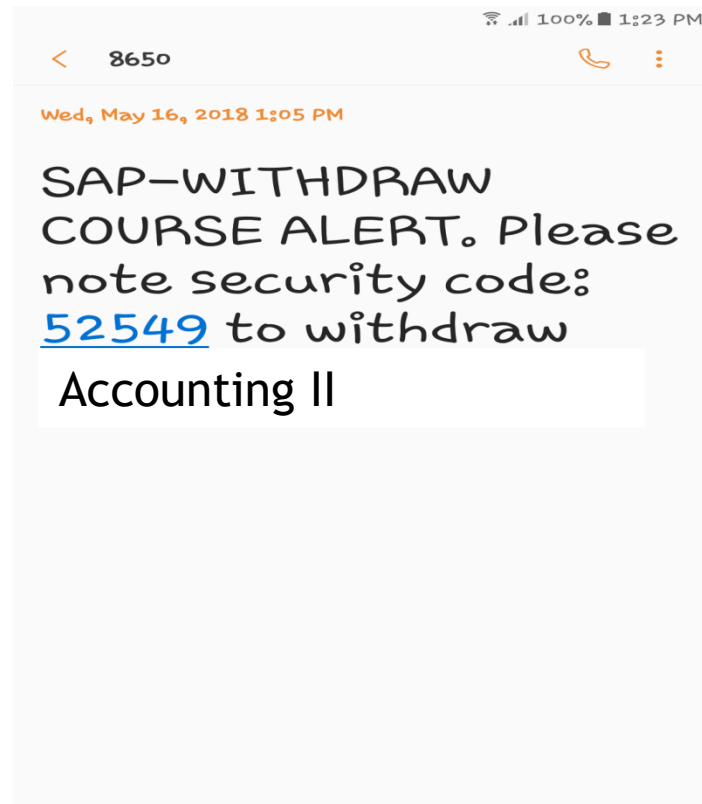
Withdraw

Withdraw Alert!

If you do not recieve code on your mobile no.
then contact to departmentKindly Enter Verification Code

Yes No

You receive a code on your mobile number (with subject name) for confirmation of withdraw subject.



Put the code which you receive on mobile number and click on yes

Withdraw Alert!

If you do not receive code on your mobile no.
then contact to department Kindly Enter Verification Code

52549

Yes No



< 8650

Wed, May 16, 2018 1:05 PM

SAP-WITHDRAW
COURSE ALERT. Please
note security code:
52549 to withdraw
Accounting II

After clicking “yes”, you will get the message on screen that “Your course has been withdrawal successfully”.

