

# How to Attend a lecture on Moodle

## Step 1

Login to your Moodle account by clicking “Login with Google Account”:




### University of Lahore - Virtual Learning Environment

Students are to check back here on 24th March 2020 at 11am to login in to their courses.

Presently your faculty is busy uploading the course content and preparing for your live classes. Please note that your online classes will follow your previous announced timetable by the department, classes will just be online

Click the button below to Login with your official UOL Google Account

 Login with Google Account



If you are facing difficulties logging in, please contact LMS Support Team for assistance.

## Step 2

As you logon you will be directed to your Moodle Home page where on the left side of the screen your courses will be listed, Please click on the course for which you want to attend the lecture:

Home

Dashboard


Calendar

Private files

My courses


ZTC-1010

VC-12345







Home

Moodle Student Guide

 Moodle Student Guide

### Step 3

Course detail and schedule will be opened, please select the video call link of your lecture from the schedule of weekdays:

ZTC-1010	
Participants	
Badges	
Competencies	
Grades	
General	
20 March - 26 March	<p>20 March - 26 March</p> <p> Assignment-1</p>
27 March - 2 April	<p>27 March - 2 April</p>
3 April - 9 April	<p>3 April - 9 April</p> <p> Lecture-1 </p>
10 April - 16 April	<p>10 April - 16 April</p> <p> Lecture-2</p>
17 April - 23 April	<p>17 April - 23 April</p>
24 April - 30 April	<p>24 April - 30 April</p>
1 May - 7 May	<p>1 May - 7 May</p>
8 May - 14 May	
15 May - 21 May	
22 May - 28 May	

## Step 4

Select the Join Meeting to enter the classroom / Lecture:

ZTC-1010  
Participants  
Badges  
Competencies  
Grades  
General  
20 March - 26 March  
27 March - 2 April  
**3 April - 9 April**  
10 April - 16 April  
17 April - 23 April  
24 April - 30 April  
1 May - 7 May  
8 May - 14 May  
15 May - 21 May  
22 May - 28 May

Home / My courses / ZTC-1010 / 3 April - 9 April / Lecture-1

### Lecture-1

Join Meeting

←

Add to calendar

Download iCal

Start Time	Monday, 23 March 2020, 2:15 PM
Duration (minutes)	1 hour
Password Protected	Yes
Join meeting before host	Yes
Start video when host joins	Yes
Start video when participant joins	No
Audio options	VoIP and Telephony
Status	In progress

All meetings

## Step 5

A popup message of join zoom meetings will appear, Select **“Open Zoom Meeting”**

Open Zoom Meetings?

https://zoom.us wants to open this application

Open Zoom Meetings

Cancel

Launching...

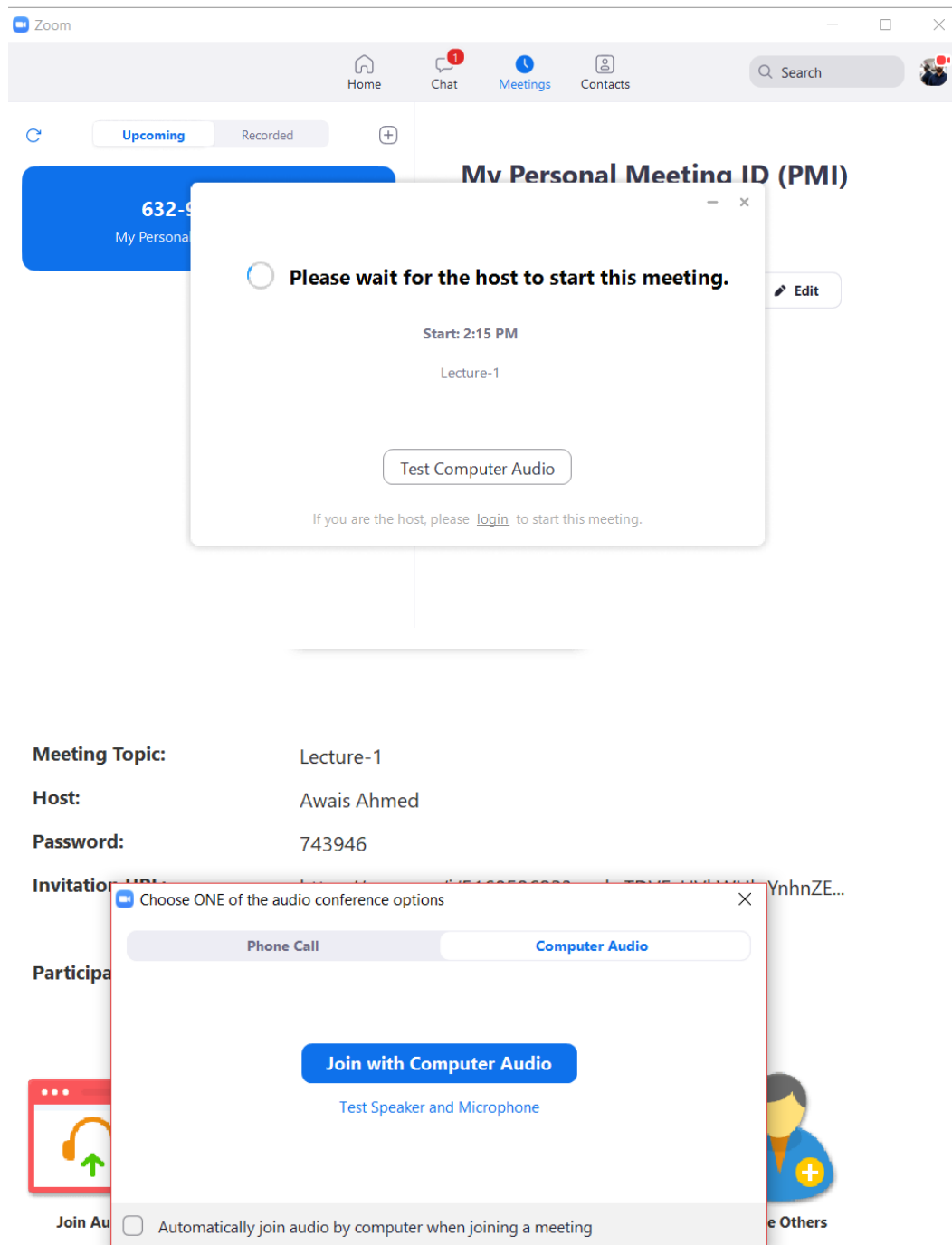
Please click Open Zoom Meetings if you see the system dialog.

If nothing prompts from browser, [click here](#) to launch the meeting, or [download & run Zoom](#).

If you cannot download or run the application, [join from your browser](#).

## Step 6

You can enter the classroom 10 minute before the start of Lecture, You will see following message  
**“Please wait for the Host to Start this meeting”** unless Teacher has started the class, Till that you can test the audio visual facility with you to ensure that you are not missing a single moment of the class:



## Step 7

As soon as teacher start the class/session you will automatically added in the session When teacher talks his name will appear in Message “Talking: Teacher Name”. in case you cannot listen him, check your system audio and volume, if teacher is not talking no message will appear.


Zoom Participant ID: 27 Meeting ID: 516-852-623

— □

   Recording

Talking: Awais Ahmed

<b>Meeting Topic:</b>	Lecture-1
<b>Host:</b>	Awais Ahmed
<b>Password:</b>	743946
<b>Invitation URL:</b>	<a href="https://zoom.us/j/516852623?pwd=TDVFahVhWUloYnhnZE...">https://zoom.us/j/516852623?pwd=TDVFahVhWUloYnhnZE...</a> <a href="#">Copy URL</a>
<b>Participant ID:</b>	27



Join Audio



Share Screen



Invite Others

Click to join audio